

We're honored to be the web design partner of choice for a wide variety of businesses, who decided to invest in their online expansion.

- Relocation Pros
- Pacific Travel
- Federal Agency
- Golden Solutions
- Head Start
- Message Mavens
- Speedy Getaways
- Emoville Agency
- Royalty Travel Systems
- Scirizon Media
- Nexus Marketing
- Hype Advertising
- Pegasus Travel Agency
- Accurafind Agency
- Catered Career
- Target The Pitch

Website Development

We developed the proposed web design based on the discussions we had with your marketing team. We believe that it fits perfectly with your brand identity. It will enforce your marketing message, it will keep visitors longer on your website, and will help you convert them into prospective clients more efficiently.

Website structure:

- **Homepage**

This is the main page of your website, which will show your main message, client testimonials and links to your services.

- **About Page**

This page will tell your company story and will show how you built your team and business.

- **Services Page**

These will be various pages showing the services you offer, listing details, pricing and service advantages.

- **Contact Page**

This page will show a short contact form, company address, phone number and email address.

We'll also build these few important features and functionalities for your website:

- **Traffic Monitor**

We'll integrate your website with a service that will allow you to monitor your website traffic. This way you'll be able to monitor your client's behavior on your websites, identify hidden trends and keep track of acquisition data.

- **Marketing Automation**

We'll set you up with a service that will automate your weekly email bulletins and social media posts. You will be able to feed your account with email templates and social media posts and set up dates and times for publishing.

- **Interaction Heatmap**

This service will allow you to see how your users interact with your website. Which links, menus, and pages they hover over or visit first. Which parts of your home and inner pages their attention is most attracted to.

[Agency Name] is one of the leading WordPress development agencies in (city or state) and we think that integrating your website with WordPress is the best option for you. Once your website is launched and our work is done, your team will be able to maintain the website by themselves. The WordPress admin panel is not only easy and convenient to work with, but the integration will save you on future website support.

Development Schedule

Based on our experience with web design and web development projects we have created the below web development schedule. It helps us to structure our work around the project tasks in the most efficient way.



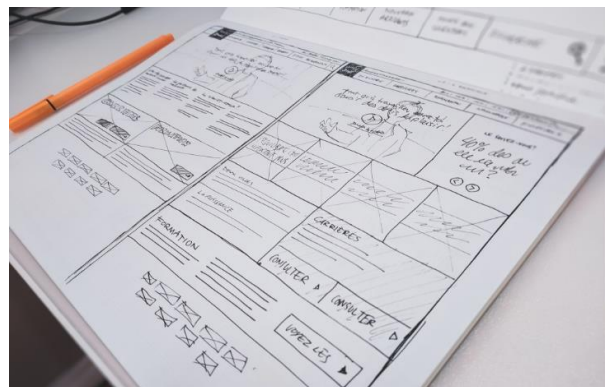
Project Roadmap

First, we'll sit together with all stakeholders to put a detailed list of all project requirements. We'll identify the major milestones to follow, so we can keep an eye on what comes next and be able to assess our progress.



Wireframes

At this stage, you'll have the chance to see what your future website will look like. The wireframes are not as detailed as the final designs, however, they give a good idea about what the general layout of the website will be.







Design Versions

We'll present you with a couple of design versions. Once you pick up one of them we'll make as many tweaks and changes as needed in order to reach to the final website design.



Texts & Images

As soon as the website design is ready, we'll need the copy for the website and we'll have to purchase the images for it. If you have a photographer you're working with you may arrange a photo shoot with him.



Web Development

While you're working on the copy and sourcing the images for the website, we'll start with the coding work. We'll do the front-end development and the WordPress integration.



Testing

In the end, to make sure that every menu and every functionality on the website work as expected, we'll hand the website to our quality assurance team. Along with that, we'll also ask you to have a look at the website with your team and report any bugs you may find.



Project Schedule

Based on our experience and the understanding that we have for your project now, here's how much time each development stage will take.

Milestone	Date Reached
Project Roadmap	11 Jan 2022
Wireframes	11 Jan 2022
Design Versions	11 Jan 2022
Texts & Images	11 Jan 2022
Web Development	11 Jan 2022
Quality Assurance Stage	11 Jan 2022

Price Quote

Here's a breakdown of the project costs:

Name	Price	QTY	Subtotal
Upfront Payment - 50%	\$0.00	1	\$0.00
Milestone 1 - 30%	\$0.00	1	\$0.00
Final Payment - 20%	\$0.00	1	\$0.00
		Subtotal:	\$00.00
		Government Tax 10%:	\$0.00
		Total:	\$0.00

Contract Terms

[Agency name] agrees to develop the website for [Client Company] as per client's specifications. Any changes or additions outside the scope of this agreement may delay the final delivery of the project and alter the project costs. Such changes should be agreed upon in a separate agreement, before going into effect.

The project invoices will be issued as per the payment schedule in this document. [Agency Name] will expect the payment of the invoices within a 14 day period from the date of issue. [Agency Name] accepts bank wire payments, company credit card payments, and PayPal payments.

Upon final payment, all rights over the newly developed website and all its assets become property of [Client Company]. [Agency Name] will be allowed to showcase the client's website in its work portfolio.

[Agency Name]



11 Jan 2022

[Sender Name]

[Client Company]



11 Jan 2022

[Client Name]